



BUSINESS
APPLICATION
RESEARCH
CENTER

BI Survey 10

The Customer Verdict



Dimensional
INSIGHT

DATA → INSIGHT → ACTION

Results for

Dimensional Insight

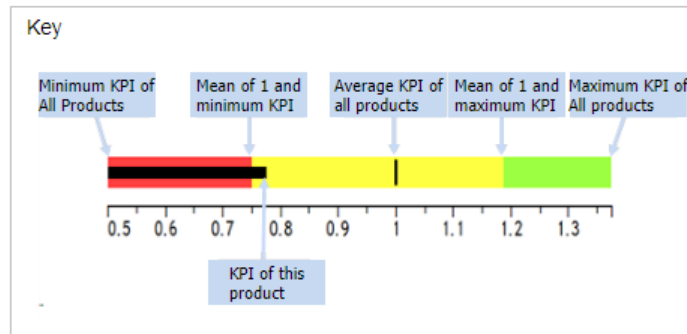
October 2011

Now in its tenth year of publication, The BI Survey is an annual report based on the world's largest vendor-independent survey of Business Intelligence and Performance Management users. The BI Survey 10 attracted nearly 3000 responses.

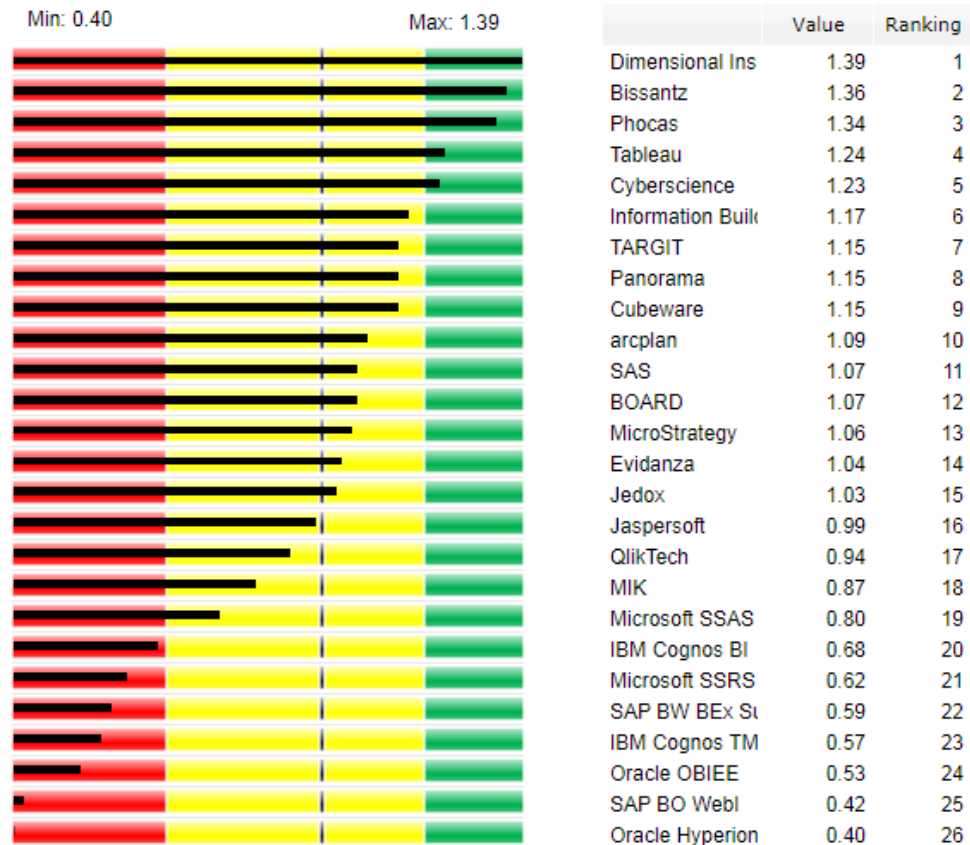
The BI Survey 10 uncovers the truth about why real-world organizations select BI products, how they use them, and with what success. It also compares the leading products on the market across a number of headline criteria such as performance, scalability and vendor support.

Dimensional Insight performed exceptionally well across numerous survey metrics, and achieved the top score in several categories, summarized in the following charts:

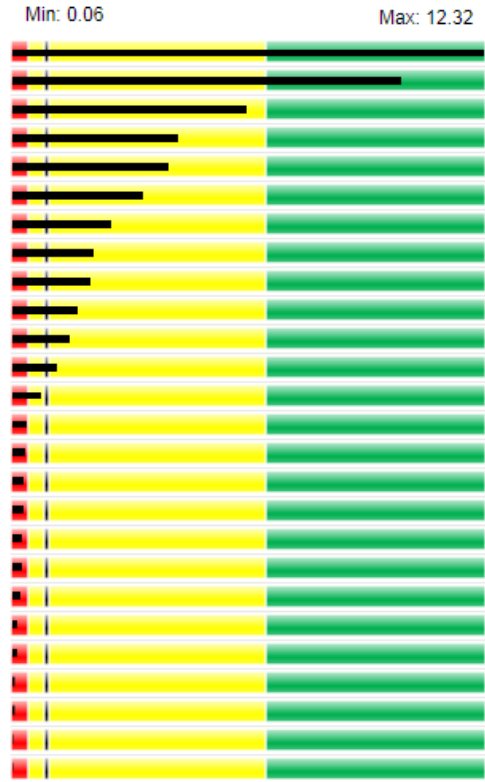
Legend



Vendor Support

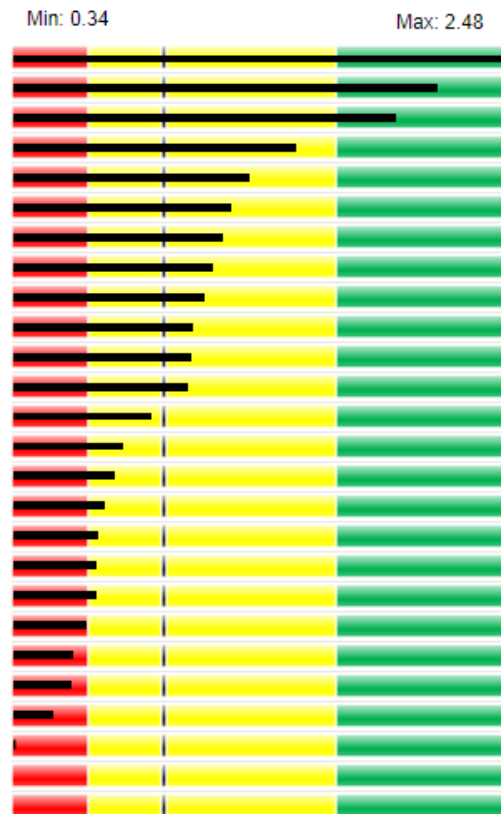


Query Performance



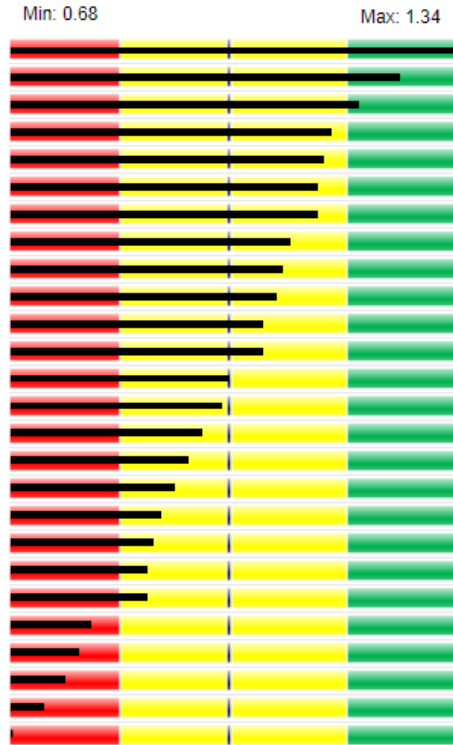
	Value	Ranking
Dimensional Ins	12.32	1
MicroStrategy	10.15	2
Information Buik	6.16	3
SAS	4.38	4
Microsoft SSAS	4.10	5
Oracle Hyperion	3.48	6
TARGIT	2.61	7
IBM Cognos BI	2.18	8
Evidanza	2.11	9
SAP BO WebI	1.74	10
Microsoft SSRS	1.54	11
Bissantz	1.24	12
arcplan	0.81	13
Panorama	0.43	14
Cubeware	0.41	15
IBM Cognos TM	0.36	16
QlikTech	0.34	17
Cyberscience	0.32	18
Jaspersoft	0.30	19
Tableau	0.27	20
BOARD	0.19	21
Phocas	0.17	22
Jedox	0.11	23
MIK	0.06	24
Oracle OBIEE		25
SAP BW BEx St		26

Overall Performance



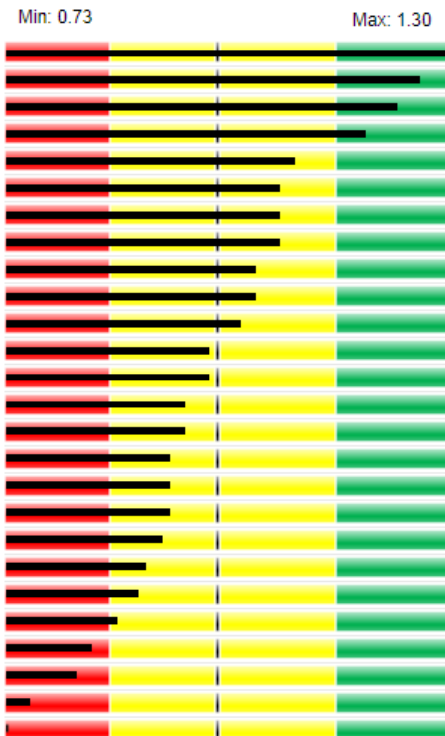
	Value	Ranking
Dimensional Ins	2.48	1
MicroStrategy	2.18	2
Information Buik	2.00	3
Microsoft SSAS	1.57	4
TARGIT	1.37	5
SAS	1.29	6
Oracle Hyperion	1.25	7
Evidanza	1.21	8
IBM Cognos BI	1.17	9
Bissantz	1.12	10
SAP BO WebI	1.11	11
Microsoft SSRS	1.10	12
arcplan	0.94	13
Panorama	0.82	14
Cyberscience	0.78	15
IBM Cognos TM	0.74	16
QlikTech	0.71	17
Tableau	0.70	18
Jaspersoft	0.70	19
Cubeware	0.66	20
BOARD	0.60	21
Phocas	0.59	22
Jedox	0.51	23
MIK	0.34	24
Oracle OBIEE		25
SAP BW BEx St		26

Number of Departments using Application



	Value	Ranking
Cyberscience	1.34	1
Dimensional Ins	1.25	2
SAP BW BEx St	1.19	3
Evidanza	1.15	4
TARGIT	1.14	5
SAP BO WebI	1.13	6
MicroStrategy	1.13	7
Cubeware	1.09	8
IBM Cognos BI	1.08	9
arcplan	1.07	10
QlikTech	1.05	11
Information Buik	1.05	12
BOARD	1.00	13
Microsoft SSAS	0.99	14
Phocas	0.96	15
SAS	0.94	16
Oracle OBIEE	0.92	17
Panorama	0.90	18
Bissantz	0.89	19
MIK	0.88	20
Microsoft SSRS	0.88	21
Oracle Hyperion	0.80	22
IBM Cognos TM	0.78	23
Tableau	0.76	24
Jedox	0.73	25
Jaspersoft	0.68	26

Business Benefits Index



	Value	Ranking
Evidanza	1.30	1
Dimensional Ins	1.26	2
Panorama	1.23	3
Cubeware	1.19	4
Microsoft SSAS	1.10	5
Jedox	1.08	6
BOARD	1.08	7
Bissantz	1.08	8
Phocas	1.05	9
arcplan	1.05	10
MicroStrategy	1.03	11
Tableau	0.99	12
QlikTech	0.99	13
TARGIT	0.96	14
Microsoft SSRS	0.96	15
Information Buik	0.94	16
IBM Cognos TM	0.94	17
Cyberscience	0.94	18
MIK	0.93	19
SAS	0.91	20
Oracle OBIEE	0.90	21
Oracle Hyperion	0.87	22
Jaspersoft	0.84	23
SAP BO WebI	0.82	24
SAP BW BEx St	0.76	25
IBM Cognos BI	0.73	26